

پودمان ۵

## کسب مهارت‌های فنی



## شایستگی‌های پودمان

در پایان این پودمان از شما انتظار می‌رود:

- لغات و اصطلاحات پایه و اساسی در طراحی، الگوسازی و دوخت را به زبان انگلیسی بشناسید.
- مطالب و متون ساده در طراحی و مد را به زبان انگلیسی درک کنید.
- اسامی بعضی از ابزارها و مواد مهم و اصلی در الگوسازی و دوخت را به زبان انگلیسی بدانید.
- بتوانید مراحل مختلف طراحی و دوخت را به سادگی به انگلیسی بیان کنید.

## استاندارد عملکرد

- کسب توانایی درک متون انگلیسی مرتبط با رشته و شناخت معادل‌های انگلیسی ابزار طراحی و دوخت، انواع پارچه و انواع لباس.

## Lesson 1

### Fashion Design Tools



### Designing Tools

There are lots of tools a fashion designer would use for her career. Look at the bellow pictures. Which one do you usually use?



Sketchbook



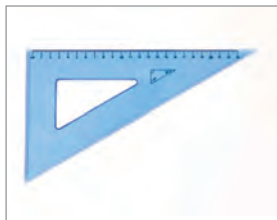
Drawing pencil



Pencil sharpener and eraser



Watercolor set



Set square



Marker



Ruler

**Fill in the blanks using the above words:**

I am going to design a blouse as my homework. First of all, I need a ..... to draw some ideas. After that, I should choose a suitable ..... I prefer a black one. I should sharpen it by a ..... I draw several ideas. I think I prefer the last one. I like to try some colors on it. Where is my .....? Oh I find it! I need a glass of water to try these colors. After coloring, it seems more beautiful. I like to highlight some parts of it with a ..... I hope my teacher likes it too.



## Dressmaking Tools

Most of the bellow tools are used in the process of dressmaking. Which one do you use most?



Tape measure



Dress form



Dressmaker pin



Fabric shears



Tailor's chalk



Needle



Tracing wheel



Seam ripper



Thread



Thimble



Safety pin



Pattern paper



Sewing machine

**Fill in the blanks using the above words:**

- 1 I am going to make a dress for my sister. First of all I should measure her sizes by a .....
- 2 Now I am ready to draw the pattern on .....
- 3 Ok! The pattern is ready. I don't know to mark the fabric with a ..... or with a .....
- 4 It's time to cut the fabric with a .....
- 5 The fabric is pink and I should find a ..... of the same color to sew it.
- 6 I am going to make stitches by hand, so I should thread a .....
- 7 Now I should fix the dress parts on the .....
- 8 I use ..... to fix the parts.
- 9 It seems ok! Now I should sew the dress with my .....





## Different Clothes Pieces

Match each picture with a name:

1 Skirt

2 Dress

3 Trousers

4 Socks

5 Scarf

6 T-Shirt

7 Shoes

8 Necklace

9 Jeans

10 Stocking

11 Night Gown

12 Shorts



## Reading 1

### Textile Fabrics

A textile fabric is a cloth that has been woven, knitted, tufted, knotted, or bonded together using natural or synthetic threads, yarns, and other materials. Popular fabrics include cotton and leather, but even seaweed and gold have been used to make textiles. Understanding the differences found among different textile fabrics is important in the design industry. Textile fabrics originate from a number of sources like animals, plants, and minerals, as well as manmade synthetic materials.

Now answer the following questions:

1 What is a textile fabric?

.....

2 What are the different ways of weaving fabric?

.....

3 What are the two most popular materials used in fabrics?

.....


5 What are the sources of textile fabrics?

.....

Look at the pictures of different fabric types. Answer the questions.




Wool




Damask



Chiffon



Lace



Corduroy



Satin






Linen



Taffeta



Denim

**Look at the above pictures and answer the following questions:**

1 Which fabrics are most common in spring/summer lines?

.....

2 Which fabrics are most common in autumn/winter lines?

.....

3 Which fabrics are most common in eveningwears?

.....

4 Which fabrics can be used for men's clothes?

.....

**Label the pictures with the fabric types. There may be more than one possible answer for each picture.**



## Did you know ?

Different countries use different measurement systems for fabric amounts. The US, Canada, and Mexico use yards and inches, while most other countries use meters and centimeters. 1 yard = 0.9144 meters, and 1 inch = 2.54 centimeters.

Match each picture with a phrase:



1



2



3



4



5



6

a. cutting fabric .....

b. sewing .....

c. threading a needle .....

d. making stitches .....

e. fashion designing .....

f. pattern making .....

While making a clothes, in which order these stages happen?

.....

## Reading 2

### What Is Sewing?

Have you ever replaced a button when it fell off your shirt? If so, then you have experience sewing. Sewing is the process of using a needle and thread to connect pieces of fabric or attach things to fabric. It's a skill that can be used to make or repair clothing. It can also be creative. Today, sewing is done by hand or by a sewing machine, electric equipment that makes the process quick and easy. Before beginning a sewing project, you'll need several basic tools. In addition to fabric, two of the most important tools are needle and thread.



Answer the following questions:

1 What is sewing?

.....

2 What do we use sewing for?

.....

3 How often do you sew by sewing machine?

.....

4 What do we call the “electric equipment that makes sewing quick and easy”?

.....

5 What are the basic tools for sewing?

.....

6 When do you prefer to sew by hand?

.....

## Did you know ?

The CAD (Computer Aided Design) system is often used for architectural and mechanical designs but it's also used to create 3D fabrics and models. The CAM (Computer Aided Manufacturing) system helps textile mills produce garments more quickly.



## New words of lesson 1

Attach	Linen	Sewing machine
Basic	Marker	Sketchbook
Button	Measurement	Stitch
Chiffon	Needle	Surface
Connect	Originate	Synthetic
Corduroy	Pattern	Taffeta
Damask	Pattern paper	Tailor's chalk
Denim	Pencil sharpener	Tape measure
Drawing Pencil	Process	Textile
Dress form	Project	Thimble
Dressmaking pin	Repair	Thread
Equipment	Replace	Tracing wheel
Eraser	Ruler	Watercolor set
Eveningwear	Safety pin	Wool
Fabric	Satin	
Fabric shears	Seam ripper	
Lace	Set square	



## Lesson 2

### History of Fashion Design



## Reading 1

### The First Fashion Illustrations of the World

The history of fashion design begins in the 16<sup>th</sup> century. when, the interest in clothes and costumes of different nations was growing. There are lots of woodcuts from 16<sup>th</sup> with contain pictures of people with different clothes and garments. After that, many artists have drawn clothes and costumes, but these woodcuts are the first fashion illustrations in the history.





**Now answer the following questions:**

1 When do we believe that fashion design has started?

.....

2 What are the first fashion illustrations of the world?

.....

3 Where were these illustrations created?

.....

4 Do these illustrations show only the costumes of English people?

.....

#### Did you know ?

Fashion design is a form of art which is about the creation of clothing and other accessories. Modern fashion design has two forms: haute couture and ready-to-wear. The haute couture collection is designed for certain customers and is custom sized to fit these customers exactly. Ready-to-wear clothes are standard sized, so they are more suitable for large number of people.



## Reading 2

## The First Fashion Magazine of the World

The first fashion magazine of the world was created by Barbara Johnson who lived in 18<sup>th</sup> century. She lived in England. She had a scrapbook to collect fabrics that she bought for making dresses during her life. She started her “fashion diary” in 1746 when she was just 8 years old. This scrapbook is kept in Victoria & Albert Museum at the moment. It gives us a lot of information about the fabric history and fashion of 18<sup>th</sup> century. Beside collecting fabrics, Barbara has written about the process of sewing dresses in her scrapbook and introduced the common hairstyles and accessories of the time.



Now answer the following questions:

1 Who created the first fashion magazine of the world?

.....

2 When and where did she live?

.....

3 What did she collect in her scrapbook?

.....

4 When did she start collecting fabrics?

.....

5 What does “fashion diary” mean in the text?

.....

6 Where is this scrapbook now?

.....

7 What kind of information does this scrapbook give us?

.....

8 What did she write in her scrapbook?

.....

### Did you know ?

#### When did it become acceptable for women to wear pants?

Women started to wear trousers as leisurewear in the 1920s and 30s. In the early 20<sup>th</sup> century female pilots and other working women often wore trousers. During World War II, women working in industry or war service wore their husbands' trousers.



### Reading 3

#### Fashion Design in 20<sup>th</sup> Century

In the beginning of the 20<sup>th</sup> century, fashion started to change in Paris first, and then in other parts of the world. New designs of clothes were born in Paris before other parts of the world. In other words, Paris is the “fashion capital” of the world. During this period, fashion was mostly “haute couture”.

In the mid-20<sup>th</sup> century, fashion garments began to be mass-produced. The bulk of production increased, and people began to have more choices of garments. At the end of the 20<sup>th</sup> century, people noticed fashion more. and they began choosing clothes for themselves based on comfort and their own style.

Another important change that has happened in the fashion designing industry in recent times is the use of computers and technology. There are lots of softwares to help designers in the process of designing and other stages during the production of a garment .



**Now answer the following questions:**

- 1 In which city are the fashion trends usually born?  
.....
- 2 Why do you think this city is the fashion capital?  
.....
- 3 Which one was more important in the beginning of the 20<sup>th</sup> century: haute couture or ready-to-wear?  
.....
- 4 What was the effect of mass production on fashion design?  
.....
- 5 How was fashion design in mid-20<sup>th</sup> century?  
.....
- 6 What is the most important difference between modern and old fashion design?  
.....
- 7 Do you know any modern technology of fashion design?  
.....

New words of lesson 2		
Accessory	Fashion design	Recent
Behave	Fit	Scrapbook
Bulk	Garment	Sew
Capital	History	Society
Category	Illustration	Software
Century	Industry	Suitable
Choice	Influence	Transform
Comfort	Introduce	Trend
Concepts	Leisurewear	Woodcut
Costume	Magazine	
Create	Mass product	
Customer	Minister	
Diary	Modern	
Disappear	Nation	
Fabric	Nowadays	
Fad	Object	
Fade away	Period	
Fashion	Popular	



- ۱ یوهانس (۱۳۹۱). هنر رنگ. ترجمه عربعلی شروه. تهران: یساولی.
- ۲ آذرباش، فاطمه (۱۳۸۸). لباس و تناسب اندام. تهران: ویست‌آذر.
- ۳ آذرباش، فاطمه؛ نوریان کفشگری، فاطمه؛ خدیوی بروجنی، جمیله؛ علی پناهلو، ماهرخ (۱۳۹۶). کتاب کار و تمرین طراحی لباس. تهران: ویست‌آذر.
- ۴ Ashdown, S. P. (۲۰۰۷). Sizing in Clothing. Boston: Press.
- ۵ Armstrong, Helen Joseph (۲۰۱۱). Patternmaking for Fashion Design. London: Pearson.
- ۶ Cassidy, Tom; and Goswami, Patrikshit (۲۰۱۷). Textile and Clothing Design Technology. Boston: CRC Press.
- ۷ Geova, Aneta; and Moriwaki, Katterine (۲۰۱۶). Fashion and Technology: A Guide to Materials and Applications. London: Boomsbury Academic.
- ۸ Myers-McDevitt, Puola (۲۰۱۶). Complete Guide to Size Specification and Technical Design. London: Fairchild Books.
- ۹ Ruppert-Stroescu, Mary (۲۰۰۹). Technology and Creativity. Columbia: University of Missouri Press.
- ۱۰ Stecker, Pamela (۲۰۰۱). The Fashion Design Manual. Sydney: MacMillan.
- ۱۱ Sumathi, G. J. (۲۰۰۴). Elements of Fashion and Apparel Designer's Dictionary of Shape and Style. New York: Barons.
- ۱۲ [www.fashionpatterns.com](http://www.fashionpatterns.com)
- ۱۳ [www.craftsy.com](http://www.craftsy.com)
- ۱۴ [www.fiber2fashion.com](http://www.fiber2fashion.com)
- ۱۵ [www.madcloth.com](http://www.madcloth.com)
- ۱۶ [www.hautehijab.com](http://www.hautehijab.com)



سازمان پژوهش و برنامه‌ریزی آموزشی جهت ایفای نقش خطیر خود در اجرای سند تحول بنیادین در آموزش و پرورش و برنامه درسی ملی جمهوری اسلامی ایران، مشارکت معلمان را به‌عنوان یک سیاست اجرایی مهم دنبال می‌کند. برای تحقق این امر در اقدامی نوآورانه سامانه تعاملی بر خط اعتبارسنجی کتاب‌های درسی راه‌اندازی شد تا با دریافت نظرات معلمان درباره کتاب‌های درسی نونگاشت، کتاب‌های درسی را در اولین سال چاپ، با کمترین اشکال به دانش‌آموزان و معلمان ارجمند تقدیم نماید. در انجام مطلوب این فرایند، همکاران گروه تحلیل محتوای آموزشی و پرورشی استان‌ها، گروه‌های آموزشی و دبیرخانه راهبری دروس و مدیریت محترم پروژه آقای محسن باهو نقش سازنده‌ای را بر عهده داشتند. ضمن ارج نهادن به تلاش تمامی این همکاران، اسامی دبیران و هنرآموزانی که تلاش مضاعفی را در این زمینه داشته و با ارائه نظرات خود سازمان را در بهبود محتوای این کتاب یاری کرده‌اند به شرح زیر اعلام می‌شود.

#### اسامی دبیران و هنرآموزان شرکت‌کننده در اعتبارسنجی کتاب دانش فنی تخصصی رشته طراحی دوخت - کد ۲۱۲۵۸۰

ردیف	نام و نام خانوادگی	استان محل خدمت	ردیف	نام و نام خانوادگی	استان محل خدمت
۱	میترا تاثیر	خراسان رضوی	۱۷	لیلی رئیس پور	مازندران
۲	یاسمن عینی	کردستان	۱۸	لیلا محمدی	اردبیل
۳	زهرا کریمی	شهر تهران	۱۹	خدیجه بهدانی پور	خراسان جنوبی
۴	عظیمه اسمعیل کمال	یزد	۲۰	پریسا فرجی	شهرستان‌های تهران
۵	سیما نادری	کرمان	۲۱	فتانه مهرافزا	آذربایجان شرقی
۶	معصومه حبشی زاده	خوزستان	۲۲	معصومه ممولر	همدان
۷	سمیه هاشمی شهرکی	چهارمحال و بختیاری	۲۳	سارا نریمی زاده	خوزستان
۸	معصومه خلیلی	فارس	۲۴	فریبا عباسی ظلانی	کرمانشاه
۹	افسانه مهرافزا	آذربایجان شرقی	۲۵	سیده راحله جعفرزاده	قزوین
۱۰	فاطمه پنابادی	یزد	۲۶	انسیه محمدی صابر	قم
۱۱	مهسا اشکبوسی	هرمزگان	۲۷	راضیه مومن	خراسان شمالی
۱۲	فهیمه نجاری	سیستان و بلوچستان	۲۸	صدیقه میری فریز	خراسان جنوبی
۱۳	صدیقه نوازی	بوشهر	۲۹	فخری نکویی مقدم	اصفهان
۱۴	فاطمه آل رضا	خراسان رضوی	۳۰	اعظم خالقی	مرکزی
۱۵	لیلا نوری	آذربایجان غربی	۳۱	شهناز کرمزاده	زنجان
۱۶	معصومه عباسی آبندانشکی	قزوین			

هنرآموزان محترم، هنرجویان عزیز و اولیای آنان می‌توانند نظرهای اصلاحی خود را درباره مطالب این کتاب از طریق نامه به نشانی تهران - صندوق پستی ۴۸۷۴ / ۱۵۸۷۵ - گروه درسی مربوط و یا پیام‌نگار [tvoccd@roshd.ir](mailto:tvoccd@roshd.ir) ارسال نمایند.

وب‌گاه: [tvoccd.oerp.ir](http://tvoccd.oerp.ir)

دفترتالیف کتاب‌های درسی فنی و حرفه‌ای و کار دانش

