

In the Name of God, the Compassionate, the Merciful

Table of Contents





Unit	Theme	The alphabet	Page
1	Topic 1: What I have for breakfast (1A)	Q	2
2	Topic 1: What I have for breakfast (1B)	R	6
3	Topic 2: My Bus (2A)	S	10
4	Topic 2: My Bus (2B)	T	14
5	Topic 3: My SCHOOL (3A)	U	18
6	Topic 3: My SCHOOL (3B)	V	22
7	Topic 3: My SCHOOL (3C)	W	26
8	Topic 4: My bag	X	30
9	Topic 5: lets play (5A)	Y	34
10	Topic 5: lets play (5B)	Z	38
	Saying farewells	Q-Z	43

unit 1





What I have for breakfast (1A)

Part I.

1. Match.



			
plate	teaspoon	kettle	cup

2. Put a word stickers under the pictures.

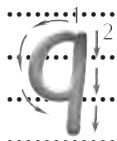
			

Part II.





1. Look and write.



2. Write and say.



3. Listen and circle. Does it start with q?





			
Yes No	Yes No	Yes No	Yes No

unit 2





What I have for breakfast (1B)

Part I.

1. Match.



			
			
butter	bread	cheese	tea

2. Put a word stickers under the pictures.

Part II.





1. Look and write.







2. Write and say.



3. Listen and circle. Does it start with r?

			
Yes No	Yes No	Yes No	Yes No

4. Listen and write the missing q or r.






			
Pa.....kueen	o.....angeuite

unit 3






My Bus (2A)

Part I.

1. Match.



				
				
<p>ticket</p>	<p>bus</p>	<p>bus driver</p>	<p>queue</p>	<p>bus stop</p>

2. Put a word stickers under the pictures.



				

Part II.





1. Look and write.







2. Write and say.



3. Listen and circle. Does it start with s?

			
Yes No	Yes No	Yes No	Yes No

4. What will you find at the bus?





			
bus driver	mirror	sink	ticket

unit 4





My Bus (2B)

Part I.

1. Match.



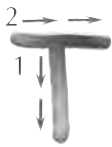
			
			
seat	seat belt	get on	get off

2. Put a word sticker under the pictures.



			

Part II.





1. Look and write.



2. Write and say.



3. Listen and circle. Does it start with t?

			
Yes No	Yes No	Yes No	Yes No

4. Listen and write the missing s or t.

			
bu.....	sea.....nake	Pla.....e

5. Please match.

- 1) at the bus stop
- 2) on the breakfast
- 3) at the bus
- 4) at the shop
- 5) at the car





- a) seat belt-seat
- b) bus driver
- c) jeans
- d) teaspoon
- e) queue

unit 5





My School (3A)

Part I.

1. Match.



			
			
teacher	board	student	classroom

2. What will you find in the classroom?



			
board	kettle	chair	student

Part II.





1. Look and write.



2. Write and say.



3. Listen and circle. Does it start with u?

			
Yes No	Yes No	Yes No	Yes No