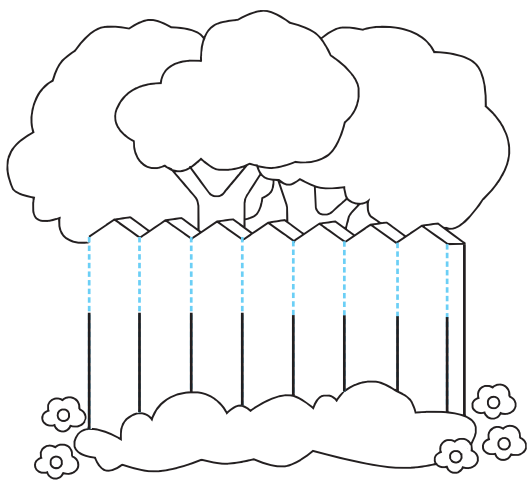
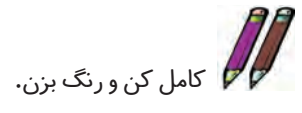
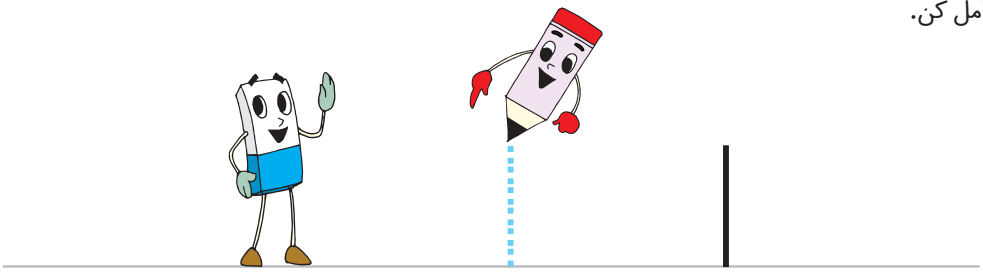


\* به پدر و مادر خود نیکی کنید.  
قرآن کریم

# بخش ۱

## نگاره‌ها



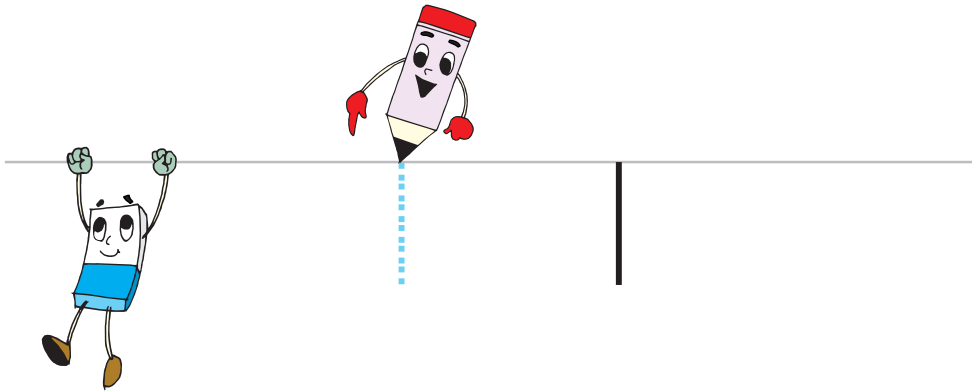



Handwriting practice lines consisting of a top row of vertical lines and four horizontal lines below.

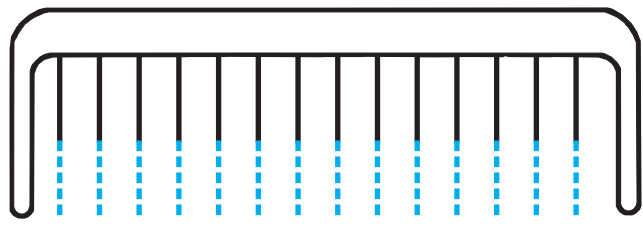





کامل کن. 



کامل کن و رنگ بزن. 





بنویس. 



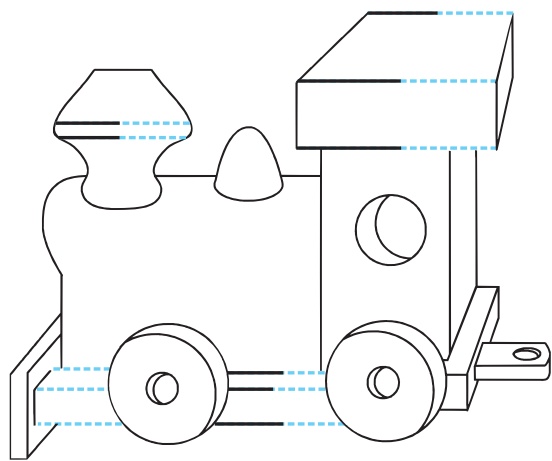
کامل کن.



سلام!



کامل کن و رنگ بزن.

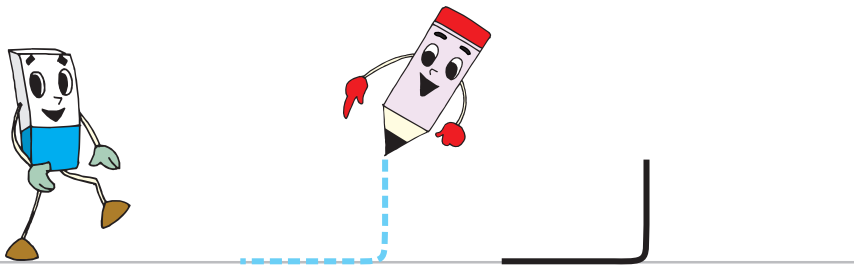



بنویس.






کامل کن. 



کامل کن و رنگ بزن. 



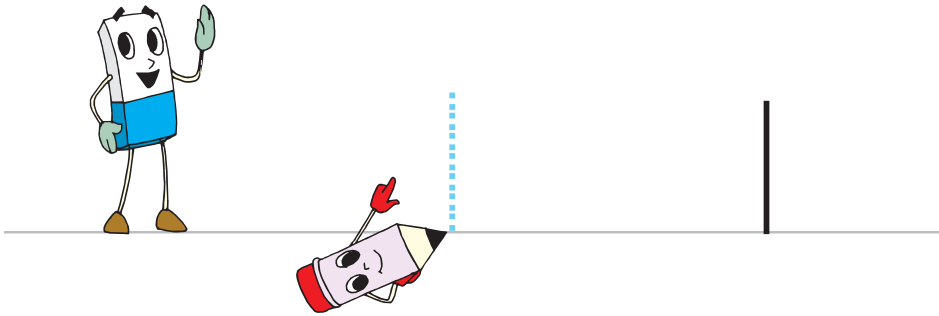
بنویس. 

Handwriting practice lines with a row of 'ز' characters for tracing and three empty lines for independent writing. Includes a vertical column of four empty boxes on the left.




سلام  
دوست من!

کامل کن.



کامل کن و رنگ بزن.



بنویس.




Handwriting practice lines consisting of a top line, a middle line, and a bottom line. The top line has vertical tick marks. A red vertical line and an upward arrow are on the right side.






کامل کن.



کامل کن و رنگ بزن.

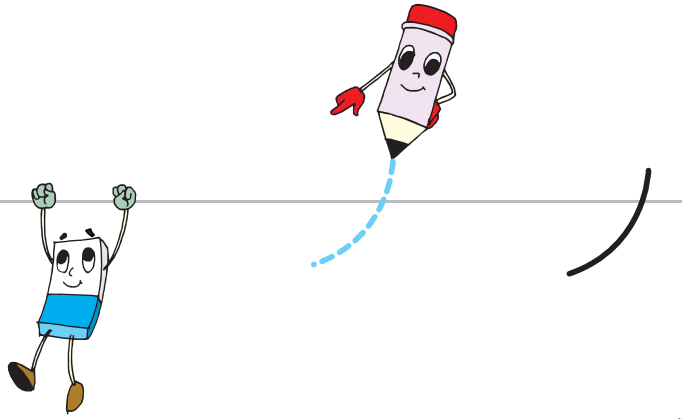


بنویس.

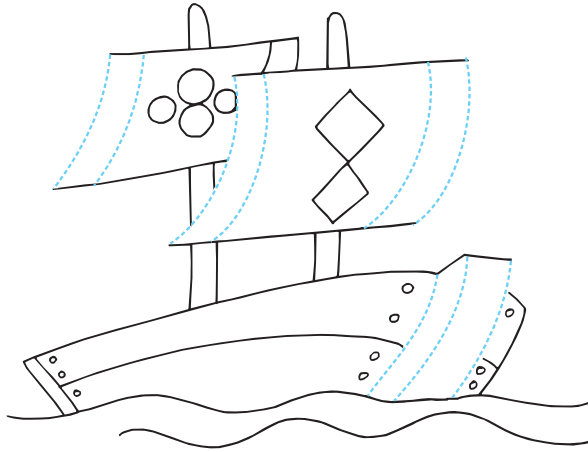


سلام،  
روز به خیر!

کامل کن.



کامل کن و رنگ بزن.



بنویس.





خسته نباشی!







کامل کن. 



کامل کن و رنگ بزن. 

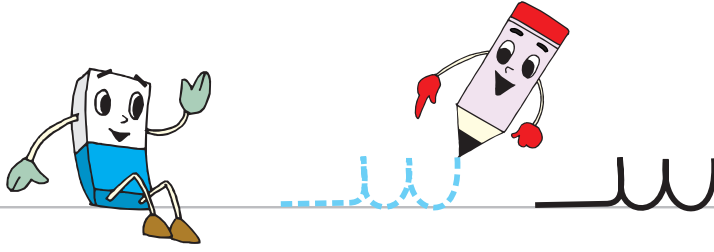


بنویس. 




سلام،  
روز به خیر!

کامل کن.



کامل کن و رنگ بزن.



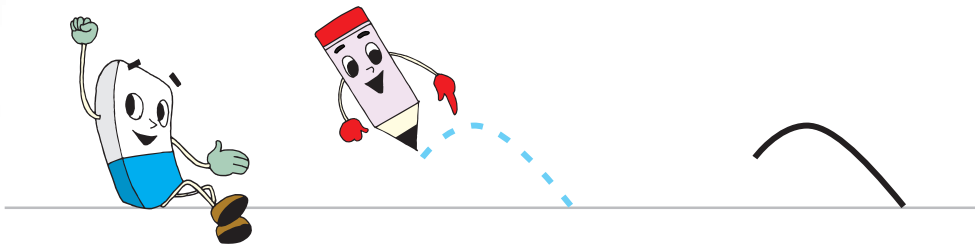
بنویس.




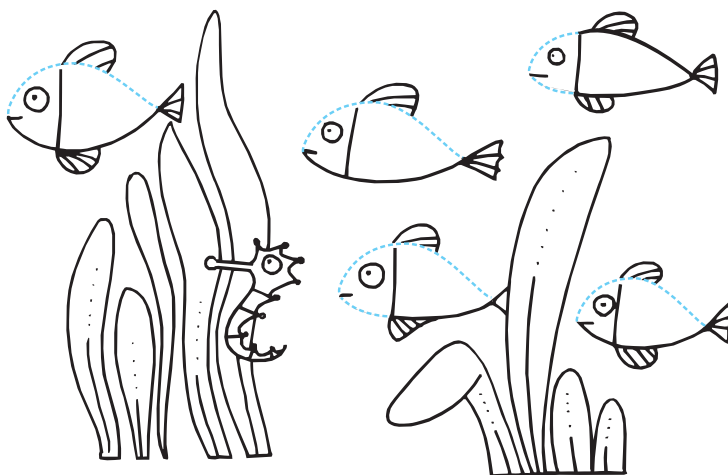


سلام!



کامل کن. 



کامل کن و رنگ بزن. 



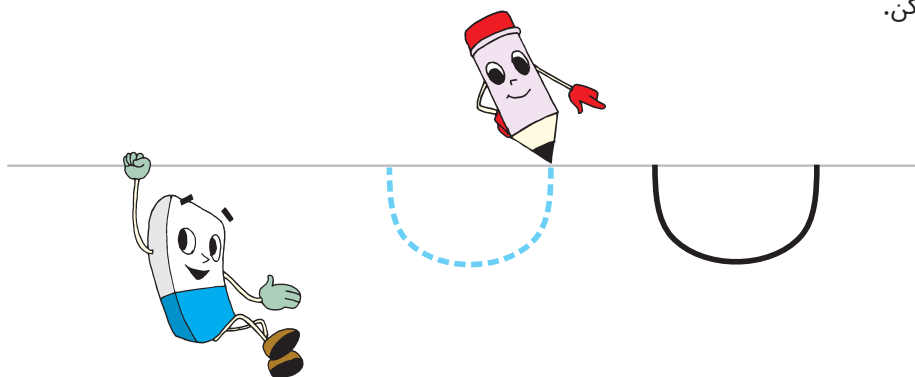
بنویس. 




سلامت باشی!

سلام،  
روز به خیر!

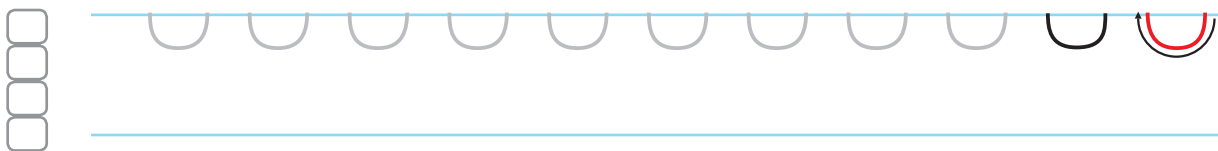
کامل کن.




کامل کن و رنگ بزن.




بنویس.

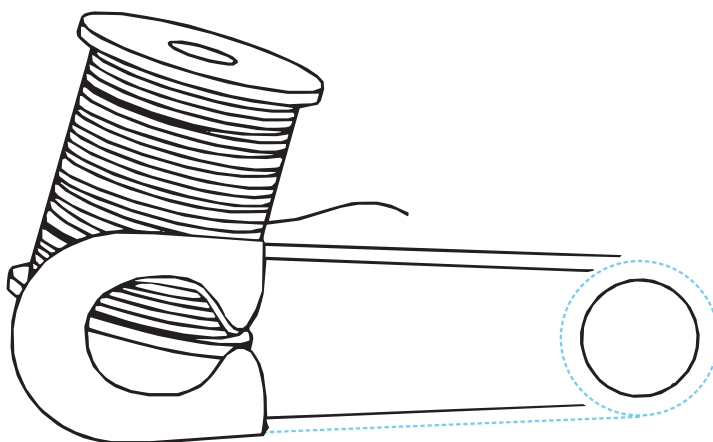


آفرین عزیزم!



کامل کن. 

کامل کن و رنگ بزن. 



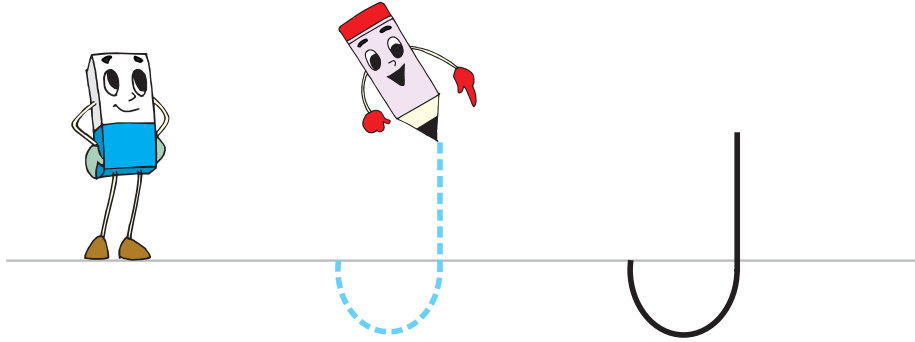
بنویس. 



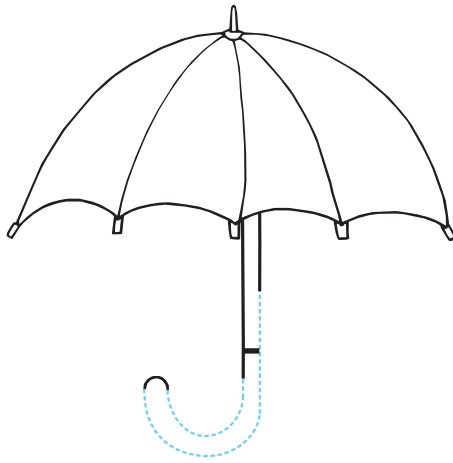
روزت به خیر!

سلام  
هم شاگردی!

کامل کن.



کامل کن و رنگ بزن.



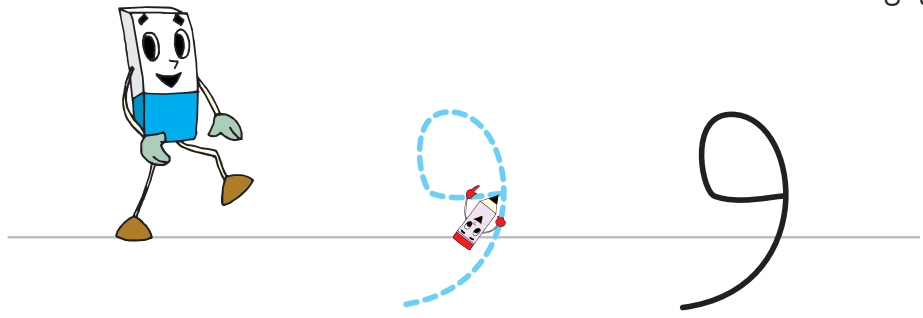
بنویس.




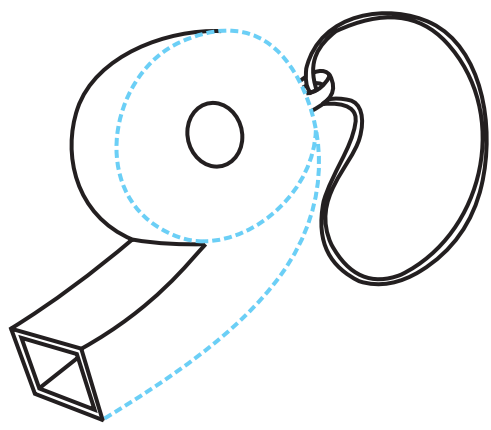
با هم دوست  
باشیم!




کامل کن. 



کامل کن و رنگ بزن. 

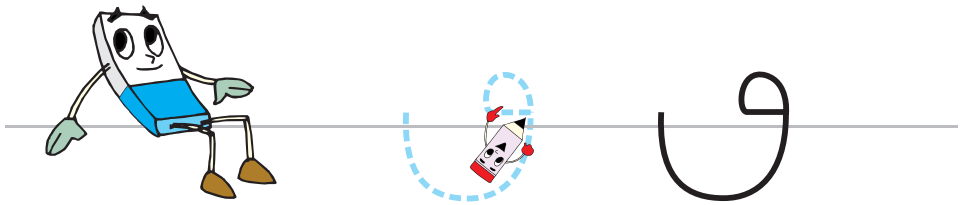


بنویس. 




دوست من  
سلام!

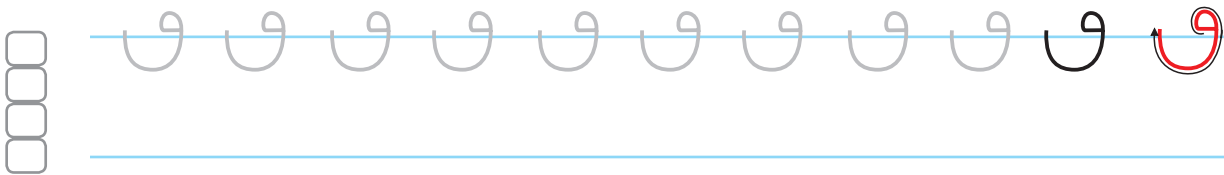
کامل کن.



کامل کن و رنگ بزن.



بنویس.




با هم مهربان  
باشیم!






کامل کن. 




کامل کن و رنگ بزن. 




بنویس. 



کامل کن.



کامل کن و رنگ بزن.

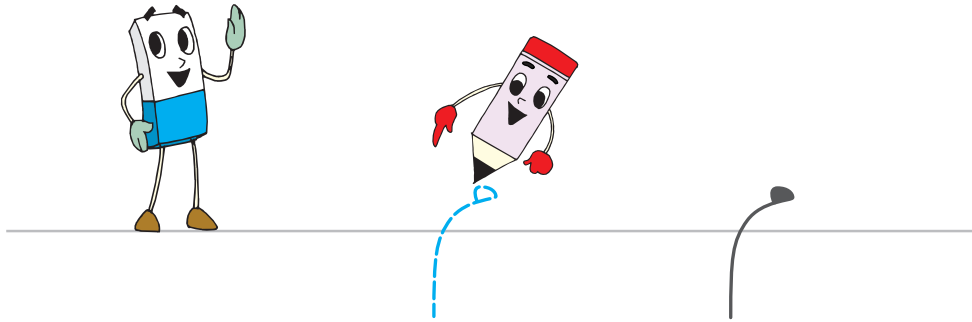



بنویس.






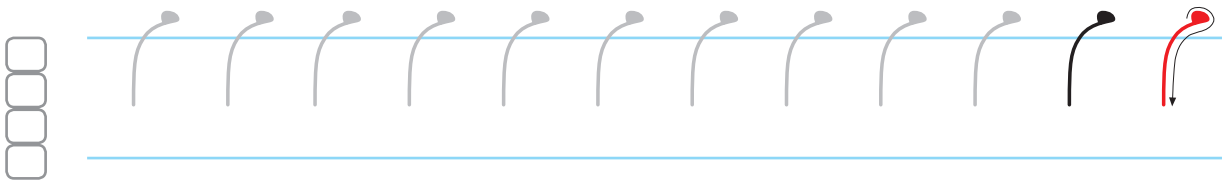
کامل کن. 



کامل کن و رنگ بزن. 

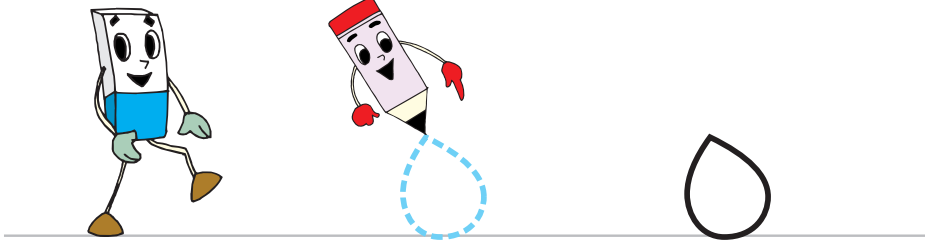


بنویس. 




هم کلاسی  
سلام!

کامل کن.



کامل کن و رنگ بزن.

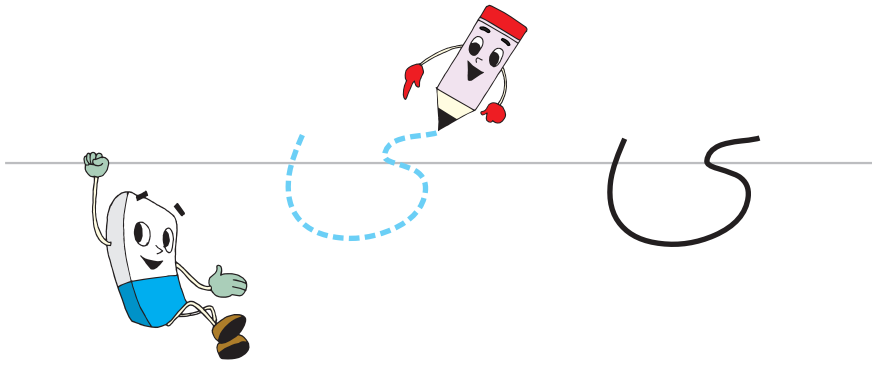



بنویس.

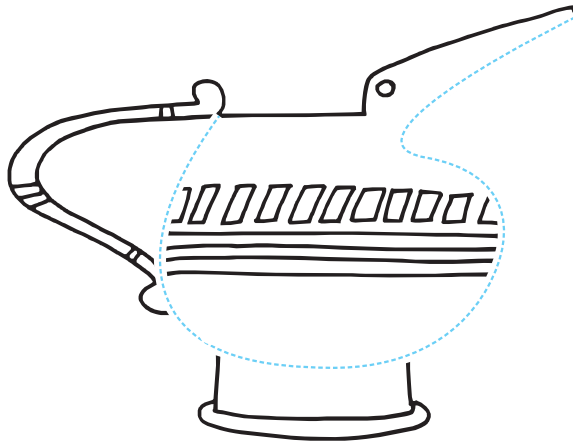




کامل کن. 



کامل کن و رنگ بزن. 



بنویس. 



ی ی ی ی ی ی ی ی ی ی ی



شادباش!

بنویس.



س س س س س س س س س س

Blank handwriting line

Blank handwriting line

Blank handwriting line

ح ح ح ح ح ح ح ح ح ح

Blank handwriting line

Blank handwriting line

ح ح ح ح ح ح ح ح ح ح

Blank handwriting line

Blank handwriting line

Blank handwriting line

Blank handwriting line



خیلی خوب!



سلام جانم!



بنویس.

ب ب ب ب ب ب ب ب



Blank handwriting lines for practicing the letter 'ب' (ba)

ه ه ه ه ه ه ه ه



Blank handwriting lines for practicing the letter 'ه' (ha)

و و و و و و و و



Blank handwriting lines for practicing the letter 'و' (wa)



آفرین بر تو!