

بِسْمِ اللّٰهِ الرَّحْمٰنِ الرَّحِیْمِ

IN THE NAME OF ALLAH

# Vision 1

English for Schools


پایه دهم  
دوره دوم متوسطه

Workbook



نام کتاب:	کتاب کار انگلیسی (۱) - پایهٔ دهم دورهٔ دوم متوسطه - ۱۱۰۲۳۱
پدیدآورنده:	سازمان پژوهش و برنامه‌ریزی آموزشی
مدیریت برنامه‌ریزی درسی و تألیف:	دفتر تألیف کتاب‌های درسی عمومی و متوسطه نظری
شناسه افزوده برنامه‌ریزی و تألیف:	سید بهنام علوی مقدم، رضا خیرآبادی، مهرک رحیمی، حسین داوری (اعضای گروه تألیف)
مدیریت آماده‌سازی هنری:	اداره کل نظارت بر نشر و توزیع مواد آموزشی
شناسه افزوده آماده‌سازی:	احمدرضا امینی (مدیر امور فنی و چاپ) - جواد صفری (مدیر هنری) - علی بخشی (طراح گرافیک، طراح جلد و صفحه‌آرا) - علی بخشی، الهه بهین (تصویرگران) - علیرضا کاهه و حمید ثابت کلاچاهی (امور آماده‌سازی)
نشانی سازمان:	تهران: خیابان ایرانشهر شمالی، ساختمان شمارهٔ ۴ آموزش و پرورش (شهید موسوی) تلفن: ۸۸۸۳۱۱۶۱-۹، دورنگار: ۸۸۳۰۹۲۶۶، کد پستی: ۱۵۸۴۷۴۷۳۵۹ وبگاه: <a href="http://www.chap.sch.ir">www.chap.sch.ir</a> و <a href="http://www.irtextbook.ir">www.irtextbook.ir</a>
ناشر:	شرکت چاپ و نشر کتاب‌های درسی ایران، تهران: کیلومتر ۱۷ جادهٔ مخصوص کرج - خیابان ۶۱ (داروپخش) تلفن: ۴۴۹۸۵۱۶۱-۵، دورنگار: ۴۴۹۸۵۱۶۰، صندوق پستی: ۳۷۵۱۵-۱۳۹
چاپخانه:	شرکت چاپ و نشر کتاب‌های درسی ایران «سهامی خاص»
سال انتشار و نوبت چاپ:	چاپ چهارم ۱۳۹۸

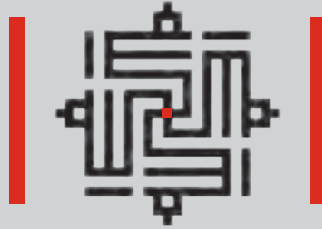




پیشتر به زبان (خارجی) احتیاج نبود.  
امروز احتیاج است. باید زبان‌های  
زندهٔ دنیا جزء برنامهٔ تبلیغات مدارس  
باشد... امروز مثل دیروز نیست که  
صدای ما از ایران بیرون نمی‌رفت.  
امروز ما می‌توانیم در ایران باشیم  
و در همه جای دنیا با زبان دیگری  
تبلیغ کنیم.

امام خمینی «قُدَسِ سِرُّهُ»

کلیه حقوق مادی و معنوی این کتاب متعلق به سازمان پژوهش و برنامه‌ریزی آموزشی وزارت آموزش و پرورش است و هرگونه استفاده از کتاب و اجزای آن به صورت چاپی و الکترونیکی و ارائه در پایگاه‌های مجازی، نمایش، اقتباس، تلخیص، تبدیل، ترجمه، عکس برداری، نقاشی، تهیه فیلم و تکثیر به هر شکل و نوع، بدون کسب مجوز از این سازمان ممنوع است و متخلفان تحت پیگرد قانونی قرار می‌گیرند.



---

وَمِنْ آيَاتِهِ خَلْقُ السَّمَاوَاتِ وَالْأَرْضِ وَاخْتِلَافُ  
السِّنِّكُمْ وَالْوَانِكُمْ، إِنَّ فِي ذَلِكَ لَآيَاتٍ لِّلْعَالَمِينَ

روم، ۲۲

---

و از نشانه‌های قدرت خداوند آفرینش آسمان‌ها و زمین و نیز  
تفاوت زبان‌ها و رنگ‌های شما انسان‌هاست؛ و به تحقیق در همه  
اینها نشانه‌هایی از حکمت الهی برای دانشمندان نهفته است.


---

And of Allah's Signs of Power is the creation of the heavens and  
the earth and also the variation of the languages and the color of  
you people; verily, in all these are Signs for men of knowledge.

---

برگرفته از ترجمه مرحومه دکتر طاهره صفارزاده

---



# LESSON 1

1



**Saving Nature**

**Part I**  
**Reading Comprehension**

## Simple ways to protect wildlife

One easy way to protect wildlife is learning about the endangered animals that live around you. Teach your friends and family about the wonderful birds, fish and plants that live near your home. In this way, they are going to be more careful about nature. You can also visit a national wildlife museum or park. These places give good information about how to protect endangered animals and their homes. You can do voluntary work in these places to help animals and their babies.

Another thing you can do is protecting the natural home of the endangered animals. When you keep nature clean and safe, the animals will live longer. Protecting the trees of forests is also helpful. If you live in a village, you need to be very careful about the hunters who come to your village to hurt animals. Whenever you see these people, you need to call the police. These are simple things, but they will help nature a lot.






**A. True or False**

- 1) Learning about endangered animals is not important. T  F
- 2) You can do voluntary work in wildlife parks. T  F
- 3) Keeping nature clean hurts animals. T  F



**B. Answer the following questions.**

- 1) Is it good to give information to our family about wildlife?  
.....
- 2) Why is protecting the trees helpful for endangered animals?  
.....
- 3) Do you know another simple way to protect wildlife?  
.....



## Part II

### Grammar

A. Complete the chart. Write the things you did in the past and you will do in the future.



Verbs	Past tense	Future tense
travel	I traveled to Isfahan last year.	I will travel to Shiraz next year.
buy		
visit		
watch		
go		

**B.** Reza is thinking about his trip to Kish and what he will do there.  
Look at the pictures and write what Reza will do there.



visit a wildlife museum

.....  
.....



go to a zoo

.....  
.....



enjoy nature

.....  
.....




learn more about  
endangered animals

.....  
.....

**C. Yes or No ?**

		Yes	No
1	School students will learn to help injured animals.		
2	The number of cheetahs will increase in the future.		
3	Iranians are going to protect endangered animals.		
4	When we keep earth clean and safe, animals will live longer.		



**D. Read the following text. Complete it with 'to be going to' verbs.**

Mr. Alavi is a teacher. Tomorrow, he and his students ..... (go) on a school trip. They ..... (go) to a park out of the city. They ..... (leave) the school at 9. They ..... (stay) in the park till afternoon. They ..... (go) into nature and clean it. They ..... (visit) the aquarium in the park, too. Mr. Alavi ..... (talk) about sea animals there. The students ..... (write) a report from this trip. They need to pay attention to everything they see. Other students ..... (read) their friends' reports and learn many things about nature and sea animals.

**E. Now answer the following questions.**

1) Are the students going to go to a zoo?

.....

2) Is Mr. Alavi going to read the students' reports?

.....

3) Are you going to visit a museum this weekend?

.....

### Part III

#### Vocabulary

A. Find 11 animals below.

elephant, destroy, protect, bear, save, cheetah, endangered,  
wolf, watch, travel, teach, dolphin, mountain, plain, duck, mean,  
zookeeper, injured, leopard, increase, life, goat, world, panda,  
weekend, hunter, lion, alive, zebra



**B. One odd out.**

1. die out / live / kill / hunt
2. goat / cow / hen / leopard
3. plain / mountain / jungle / zoo
4. hunters / zookeepers / teachers / farmers
5. save / take care of / protect / hurt





**C. Match columns A and B.**

**A**

**B**

pay

wildlife

save

home

protect

care of

natural

nature

take

animals

hunt

attention



**D. Put the words in three groups considering their natural home.**

whale, cow, lion, panda, bear, leopard,  
tiger, fish, wolf, dolphin, duck, zebra, goat

.....  
.....  
.....  
.....



.....  
.....  
.....  
.....




.....  
.....  
.....  
.....



**E.** Look at the following graph. Order the following animals based on their average life span (from short to long).

elephant, lion, wolf, camel, whale, mouse, sheep



**F. Fill in the blanks with the given words.**

protect, injured, plain, future, relatives, destroyed




1. The hunters killed the tiger and ..... its home.
2. There are lots of beautiful zebras living in this .....
3. I brought the ..... bird into the room and took care of it.
4. Hopefully, people will pay more attention to wildlife in the .....
5. One of our ..... is a zookeeper in Mazandaran.

## Part IV

### Pronunciation

Ask and answer with falling intonation.

1. Who will protect our Earth?
2. What will happen to endangered animals?
3. Who will protect our forests?
4. What are you going to do to save nature?



**Part V**  
**Writing**

**A.** Unscramble the letters and make nouns. Then put nouns in the appropriate group.

gnuelj .....

denrfi .....

eret .....

etarw .....

nipa .....

itroisv .....

veol .....

umuems .....



**people**

**place**

**idea**

**thing**

.....

.....

.....

.....

.....

.....

.....

.....

**B. Read the text in Part I.**

1. Find all singular nouns. Change them into plural.
2. Find all plural nouns. Change them into singular.










# LESSON 2



**Wonders of Creation**

## Part I

### Reading Comprehension

## Microbes

Microbes are really wonderful. They are everywhere! They live all around you, on you and inside you! Microbes are very small, so you can't see them. But don't worry. Some microbes make you sick but most others keep you healthy and even help you to fight disease.

There are so many different types of microbes. We still don't really know how many there are, but we know that microbes do lots of different things. Bacteria and viruses are two important types of microbes.

Bacteria are really important microbes. They are very small. They have only one cell. Bacteria can live in any area of the earth. They aren't all bad; in fact you couldn't live without some bacteria!

Viruses are among the smallest microbes on the earth, even smaller than bacteria. They are different from bacteria because they cannot live on their own. Viruses need to be inside a living cell to live and grow. There aren't many good things about viruses – they usually attack your body and make you sick!



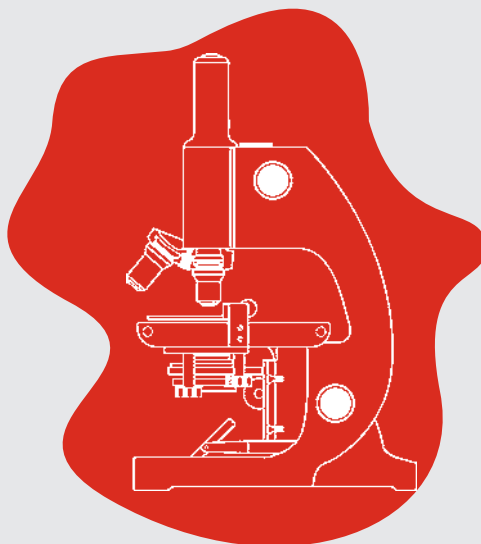
**A. True or False**

- 1) Microbe is an important type of bacteria. T  F
- 2) Viruses can live in any place in the world. T  F
- 3) Bacteria do not need to be inside a living cell to live. T  F



**B. Answer the following questions.**

- 1) Where can we find bacteria?  
.....
- 2) How are bacteria different from viruses?  
.....
- 3) Do you like to see microbes under a microscope?  
.....



**C. Read the passage and find the following information.**



	Paragraph number	Answer
1. Important types of microbes		
2. The home of viruses		
3. The number of bacteria's cells		

## Part II

### Grammar

#### A. Circle the correct answer.


1. His new car is **faster** / **the fastest** than my car.
2. Russia is **bigger** / **the biggest** country of the world.
3. The whale is **heavier** / **the heaviest** sea animal.
4. Kazem is **taller** / **the tallest** player in the team.
5. Mary and Fatima are **older** / **the oldest** than Leila.



**B. Fill in the blanks with the following adjectives.**

bigger / biggest/ smaller/ African/ Asian/ strongest

Elephants are the .....and .....land animals in the world. They only eat plants and fruits. There are two types of elephants. The .....elephant lives in Africa and the Indian elephant lives in Asia. The African elephant is ..... than the Indian elephant. It has larger ears, too. The Indian, or the ..... elephant is ..... than the African elephant and has smaller ears.



**C. Now answer the following questions.**

1. What type of elephant lives in Asia?
2. Is the African elephant smaller than the Asian elephant?
3. Do Indian elephants have bigger ears than African elephants?

**D. Fill in the blanks with irregular comparative forms of the following adjectives.**

good                      bad                      far



1. I know that my cooking is bad, but your cooking is .....
2. The bed was hard, but it was ..... than nothing.
3. It's too dark. I cannot see ..... than two meters.

## Part III

### Vocabulary

#### A. Match the words with their definitions:

1. a place from which people can watch the planets and stars
2. a large and round body of rock or gas that moves around the Sun
3. the yellow liquid that carries the blood cells
4. it uses lenses to make very small things look larger
5. it is inside your head and controls your body

a. planet

b. observatory

c. microscope

d. plasma


e. brain





**B. One odd out.**

- 1. interesting / amazing / useful / wonderful
- 2. Mars / Saturn / Jupiter / Sun
- 3. heart / brain / blood / moon
- 4. red / yellow / liquid / white
- 5. microbe / cell / virus / bacteria





---

**C. Match columns A and B.**

**A**

rocky

daily

pump

powerful

keep

**B**

telescope

planet

blood

exercise

healthy

**D. Put the words in three groups based on their size.**

planet, star, virus, Sun, cell, plasma,  
heart, moon, brain, ear, microbe, eye



.....

.....

.....

.....



.....

.....

.....

.....



.....

.....


.....

.....

**E.** Look at the picture and order the planets based on their size (from the largest to the smallest).



**Mercury**  
4,878 km



**Earth**  
12,756 km



**Venus**  
12,104 km




**Mars**  
6,780 km



**Jupiter**  
139,822 km

1. ....
2. ....
3. ....
4. ....
5. ....
6. ....
7. ....
8. ....




**F.** Look at the above picture and fill in the blanks.

- 1) The farthest planet from the Sun: .....
- 2) The closest planet to the Sun: .....
- 3) The Red Planet which is the neighbor of Earth: .....
- 4) The planet on which we live: .....

**G. Fill in the blanks with the given words.**

defend, healthy, moon, telescope, powerful

1. White blood cells ..... body against diseases.
2. The sky is cloudy. We cannot see the ..... tonight.
3. You need a ..... microscope to see something so small.
4. Daily exercise keeps us strong and .....
5. The Hubble ..... goes around Earth every 97 minutes.

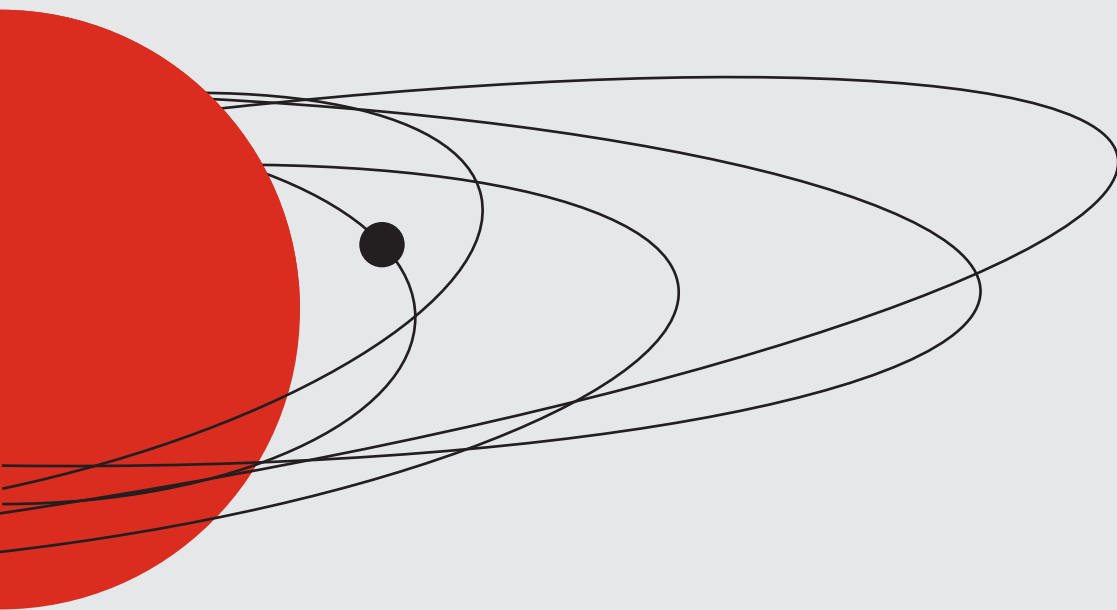


## Part IV

### Pronunciation

**Ask and answer with appropriate intonation.**

1. Is a cheetah faster than a lion?
2. Is football more interesting than volleyball?
3. Are you the tallest person in your family?
4. Is Mercury's orbit different from other planets' orbits?



**Part V**  
**Writing**



////////////////////////////////////

**A. Write the comparative and superlative forms of the following adjectives.**

1. wonderful ..... ..
2. interesting ..... ..
3. dangerous ..... ..
4. careless ..... ..
5. useful ..... ..



**B. Compare each pair of things in the box. Write two sentences for each pair.**

Compare	Adjectives
* Earth and Mars	* large / cold
1) cheetahs and lions	fast / strong
2) train travel and bus travel	cheap / safe
3) Abadan and Mashhad	busy / hot

\* Earth is larger than Mars.

\* Mars is colder than Earth.

1. ....

.....

2. ....

.....

3. ....

.....

**C. Read the text in Part I. Find all adjectives and change them into comparative and superlative forms.**



# LESSON 3



**The Value of Knowledge**

## Part I

### Reading Comprehension

## Who is a scientist?

The world around us is full of amazing things. Knowing this beautiful world is very interesting for humans. One group of people who study the world are scientists. A scientist studies nature, animals, or people. Scientists work hard and do research to solve problems, find facts or invent new things. Scientists learn about the world by observing and experimenting.

There are different types of scientists. Some of them study plants, earth, seas, or animals. Others study people and how they behave and learn. Some scientists like to study history or languages. Others are interested in making new things. They want to make people's lives easier.

Some scientists become very rich and famous. Many people around the world may remember their names and faces. But this is not what they call 'success'. They feel successful when they solve problems and find answers to their questions.



**A. True or False**

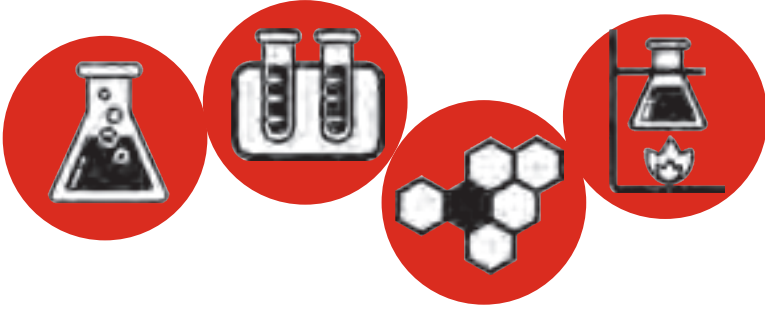
- 1) Only scientists like to study the world. T  F
- 2) There are different types of scientists. T  F
- 3) Scientists think 'success' means becoming rich. T  F



**B. Answer the following questions.**

- 1) How do scientists learn about the world?  
.....
- 2) What does an inventor do?  
.....
- 3) Do you like to do research about the world?  
.....

**Part II**  
**Grammar**



**A. Unscramble the following sentences.**

1. doing research / a new medicine / when / was /she / Shirin /  
found / .

.....

2. the injured animal / they / trying hard / were / to save / .

.....

3. English / as a translator / worked / when / he / studying /  
Hassan / was / at university / .

.....

4. called him / Reza / studying / Arabic book / when / his / was  
/ his mother / ?

.....

**B.** Look at this photo. My uncle took it yesterday at 8 o'clock. Then complete the sentences.



1. My father was reading a newspaper.
2. My mother .....
3. My sister was .....
4. My brother was .....
5. My grandfather was .....

**C. Write what you were doing at the given times.**

1. Yesterday afternoon, .....

2. Last week at this moment, .....

3. This morning at 5, .....

4. When my mother was cooking dinner last night, .....

.....





**D. Read the following text. Complete it with appropriate ‘self-pronouns’.**

Yesterday I was all alone. I was cleaning the house. As no one was helping me, I was doing everything ..... It was very difficult. I remember how my mother cleaned the house ..... when we didn’t help her. I felt so sorry and ashamed. I was still working when my mother came in. I was cleaning the kitchen. She asked: “Babak, did you do that .....?” I answered: “Yes, mom. I did it.....” She said, “Thank you, dear. But now wait, don’t do that ..... Let’s do everything together”.



1. Did Babak’s brothers clean the house themselves?
2. Was Babak cleaning the room when his mother came in?
3. Will his mother clean the kitchen herself ?

## Part III

### Vocabulary

#### A. Read the descriptions and find the word.


1. a person who does research and finds facts
2. to stop doing something
3. something that you believe
4. to grow or change into a stronger, larger or better form
5. to find an answer to a problem

inventor      scientist      quit      develop      experiment  
belief      famous      solve



**B. One odd out.**

1. a. find                      b. solve                      c. invent                      d. attend
2. a. grow up                      b. develop                      c. destroy                      d. increase
3. a. inventor                      b. researcher                      c. farmer                      d. thinker
4. a. observatory                      b. library                      c. laboratory                      d. memory
5. a. powerful                      b. weak                      c. strong                      d. energetic





**C. Match columns A and B.**

**A**

become  
build  
attend  
translate

**B**

an interview  
a laboratory  
a poem  
successful

**D. Put these famous people in four groups.**



Poet	Inventor
.....	.....
.....	.....
.....	.....

Translator	Writer
.....	.....
.....	.....
.....	.....

**E. Fill in the blanks with the given words.**

believe, grow up, inventions, bulb, successful



1. The airplane is one of the greatest ..... of human.
2. Some scientists are very ..... in their lives.
3. When children ..... their personality changes.
4. Do you ..... what she was saying about Mars?
5. He changed the ..... to have more light in the room.

**F. Use appropriate nouns with the following verbs.**

- 1. do .....
- 2. give up .....
- 3. solve .....
- 4. translate .....
- 5. change .....



## Part IV

### Pronunciation

Say the sentences with emphatic stress over the appropriate element.

1. I was reading Arabic. (Not Amir)
2. I was reading Arabic. (Not writing Arabic)
3. I was reading Arabic. (Not English)





**Part V**  
**Writing**

**A. Complete the spelling of words.**

r ... m ... mb ... r

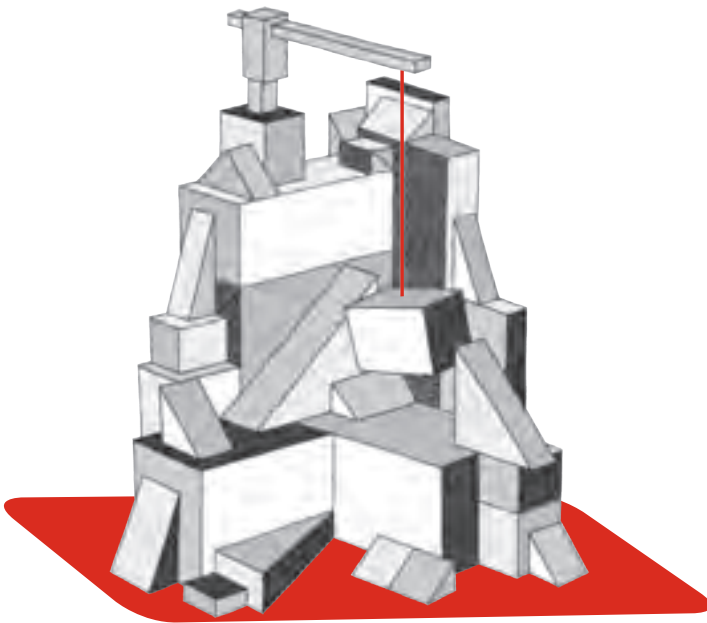
at ... e ... d

b u ... .. d


in ... e ... t

cr ... .. te

b ... l ... .. ve



**B. Complete the word family chart.**



Verb	Noun
invent	inventor
	building
believe	
	knowledge
translate	
	thinker

**C. Read the text. Find nouns, adjectives and verbs. Write them in appropriate columns.**

Yesterday, it was snowing heavily. Maryam was playing inside. She really wanted to go out to play. But she stayed in because it was very cold outside. She was thinking about what to do to have fun inside the house. She went into her room. She was looking at her things when her friend Mina called. She lives next door. Mina was coming to Maryam’s house with her mother. She was bringing some interesting books and games. They were reading and playing all evening. They really had a good time.



Noun	Verb	Adjective
.....	.....	.....
.....	.....	.....
.....	.....	.....
.....	.....	.....
.....	.....	.....
.....	.....	.....
.....	.....	.....



# LESSON 4



**Traveling the World**



**A. True or False**

1) Learning about other cultures is not important for a traveler.

T  F

2) Reading is a good way to know about a tourist destination.

T  F

3) A good traveler should pay attention to plants and wildlife.

T  F



**B. Answer the following questions.**

1) Is it good to surf the net to know about our trip?

.....

2) Should we try to know the language of our destination?

.....

3) Do you have another suggestion to be a good traveler?

.....



**Part II**  
**Grammar**

**A.** Answer the following questions with the given words and phrases.



1. Where can you travel in summer? (North)

.....

2. When should she buy her ticket ? (before her travel)

.....

3. What may they buy? (souvenirs)

.....

4. How can Amir find a good hotel? (searching the net)

.....

5. Which language must we speak in that city? (Chinese)

.....



**B. Write a sentence for each picture.**



must/smoke

.....People must not smoke.....



may/leave

.....



can/park

.....



should /speak loudly

---



must/drive carefully

---

**C. Write five things you do before your travel.**

1. I can .....

2. I should .....

3. I must .....

4. I may .....

5. I shouldn't .....



**D. Read the following text. Complete it with appropriate prepositions.**

Armin is a student. He lives ..... Shahrood. He usually wakes up ..... 5 o'clock ..... the morning. .... Thursdays and Fridays, he wakes up later because he doesn't go to school. .... their house, there is a stadium. He goes there to play football. .... noon, he comes back home and rests.



**E. Now answer the following questions.**

1. Where does Armin live?

.....

2. When does he usually wake up?

.....

3. Where is the stadium?

.....

## Part III

### Vocabulary

A. Find 10 words related to travel.

pilgrim, scientist, destination, ticket, check in,  
attraction, plant, war, course, poem, angry, creation,  
baggage, brave, passport, plane, vacation, invention,  
word, train





---

**B. One odd out.**

1. travel / trip / nation / journey
2. local / international / domestic / national
3. hospitable / kind / polite / angry
4. jungle / town / desert / plain
5. Europe / Asia / Spain / Africa



**D. Put the words in three groups considering their means of transportation.**

bus, airplane, ship, train,  
balloon, boat, helicopter, bicycle

Land	Air	Sea
.....	.....	.....
.....	.....	.....
.....	.....	.....





**E.** Order the following means of transportation based on their speed.  
(from the fastest to the slowest)



1. .... 2. .... 3. ....

4. .... 5. .... 6. ....

**F. Fill in the blanks with the given words.**

range, cultures, suggestion, attracts,  
probably, famous



1. Egypt is ..... for its Pyramids.
2. Amazing nature of Iran ..... many tourists.
3. We should respect the languages and ..... of other countries.
4. We can do a ..... of activities in our free time.
5. Do you have any ..... to solve the problem?

**G. Unscramble the following sentences.**



1. famous / is / China / the Great Wall / for /.

.....

2. Shiraz / sites / historical / many / and /an amazing nature / has /.

.....

3. attracts / a lot of / Hamedan / tourists / from / of Iran / cities / other /.

.....

4. to Mashhad and Qom / travel / to go to / many Muslims / shrines / holy /.

.....

5. is / the best / what / souvenir / your city / of / ?

.....

## Part IV

### Pronunciation

Ask and answer with contrastive stress and appropriate intonation.



1. Which country are you from, **Iran** or **Italy**?
2. Where do you go, **Isfahan** or **Yazd**?
3. Which color do you like more, **yellow** or **brown**?
4. What do you want to have, **spaghetti** or **kebab**?
5. Should I check it **online** or **offline**?

**Part V**  
**Writing**

**A. Change the following adjectives into adverbs. Pay attention to their spelling.**

quick .....

real .....

angry .....

easy .....

probable .....

good .....

careless .....



**B. Read the text; then complete the tables.**

People usually go to different places by different means of travel. If they want to arrive fast and comfortably, they can travel by a plane. Probably some people prefer to travel by train. Actually it is cheap and safe. But sometimes it is not easy to find train and plane tickets. So they may use their cars, but they should drive carefully.

adjective	→	adverb
different	→	differently
.....	→	.....
.....	→	.....
.....	→	.....
.....	→	.....

adverb	→	adjective
usually	→	usual
.....	→	.....
.....	→	.....
.....	→	.....
.....	→	.....



**Ministry of Education of Islamic Republic of Iran**  
**Organization for Educational Research and Planning (OERP)**

**Authors:**

Seyyed Behnam Alavi Moghaddam

(Faculty member of OERP)

Reza Kheirabadi

(Faculty member of OERP)

Mehrak Rahimi

(Faculty member of Shahid Rajaei Teacher Training University)

Hossein Davari

(Faculty member of Damghan University)

**2019**



معلمان محترم، صاحب‌نظران، دانش‌آموزان عزیز و اولیای آنان می‌توانند نظر اصلاحی خود را درباره‌ی مطالب این کتاب از طریق نامه به نشانی تهران، صندوق پستی ۱۵۸۷۵/۴۸۷۴، گروه درسی مربوطه یا پیام‌نگار (Email) [talif@talif.sch.ir](mailto:talif@talif.sch.ir) ارسال نمایند.  
دفتر تألیف کتاب‌های درسی عمومی و متوسطه نظری

### فهرست کتاب‌های مناسب برای کتاب کار انگلیسی پایه دهم

ردیف	نام کتاب	مؤلف	ناشر	سال نشر	شابک
۱	اکو کار انگلیسی English Tenth Grade	عاشوری، علی / ابراهیمی، سعید	کاگو	۱۳۹۵	۹۷۸۹۶۴۳۴۰۹۰۴۳
۲	کارپوشه زبان انگلیسی پایه دهم	فراهانی، حسین / زینل لنگرودی، رضا	خط سفید	۱۳۹۵	۹۷۸۶۰۰۷۳۶۱۹۸۶
۳	کتاب کار انگلیسی ۱ - پایه دهم	باقری، بابک / خزایی، حمید	خیلی سبز	۱۳۹۵	۹۷۸۶۰۰۴۱۲۱۳۳۱